

## IS3D-200 series


Front design with motif by continuous layer emphasizes solidity.

Sizes mainly for Men's users. Design is considered the combination between Metal temples.

You can feel the gap between light weight and voluminous looking.

Titanium parts on temple tips can realize High-grade sense.

IS3D-201  
48□21-140

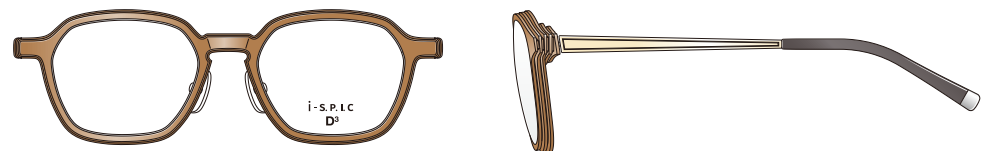


Boston eye shape is suitable for wide range of users.

Laminated Layer on front emphasizes depth feel and Neo-futuristic feeling.

Beta Titanium temples can realize comfortable fitting.

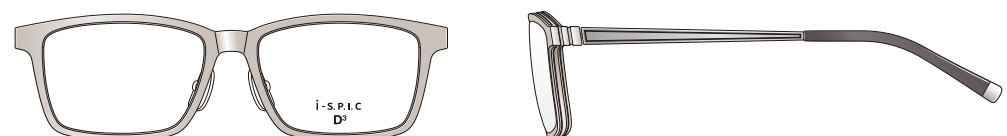
IS3D-202  
49□19-140



Geometric Hexagon eye shape gives intellectual impression.

It is constructed at sharp design to be aware of straight line.

IS3D-203  
54□17-140



Standard square eye shape for wide range of users.

This model is also constructed at sharp design to be aware of straight line, and it gives intellectual impression.